

RefLED Retro MR11

RefLED Retro MR11 184LM 830 36° SL

0029238



Product features

- LED MR11 range with the same look and feel of traditional halogen MR11 lamp
- Full glass design - means no colours clashing between the lamp and fixture
- Available in 36 degree beam angle
- 15,000 hours average rated life
- Switching cycles: 50,000
- Colour rendering: CRI80
- Lamp voltage: 12V AC/DC
- Works with magnetic and compatible electronic transformers*
- Warranty: 3 Years



PRODUCT OVERVIEW

Product name	RefLED Retro MR11 184LM 830 36° SL
Technology	LED
Watt (Rated) (W)	2.5
Type	LED exchangeable
Cap/Base	GU4
Fixture rating	Open
General application	Education, Hospitality, Museums & Galleries, Office, Residential & Consumer, Retail
ETIM Class	EC001959
E-number FI	4741116
Warranty	3 years
Colour temperature (K)	3000
Light colour	Warm White
CRI (Ra)	80
Colour Variation Initial (SDCM)	SDCM6
Colour Consistency (SDCM)	6
Beam Angle (°)	36
Photobiological Risk Group	RG1
Wattage (W)	2.5
Product Voltage (V)	12
Dimmable	No
Average life (Nominal) (h)	15000
Product EAN number	5410288292380

DATA TABLE

General data

Product name	RefLED Retro MR11 184LM 830 36° SL
Technology	LED
Watt (Rated) (W)	2.5
Type	LED exchangeable
Cap/Base	GU4
Fixture rating	Open

RefLED Retro MR11

RefLED Retro MR11 184LM 830 36° SL

0029238

General application	Education, Hospitality, Museums & Galleries, Office, Residential & Consumer, Retail
Operating temperature range (°C)	-20°C - 40°C
Performance ambient temperature T _q (°C)	25
ETIM Class	EC001959
E-number FI	4741116
Warranty	3 years

Optical data

Rated Luminous Flux Useful (lm)	184
Colour temperature (K)	3000
Light colour	Warm White
CRI (Ra)	80
Colour Variation Initial (SDCM)	SDCM6
Colour Consistency (SDCM)	6
Rated Luminous Intensity (cd)	400
Beam Angle (°)	36
Photobiological Risk Group	RG1
Lumen maintenance at end of nominal life (%)	70

Electrical data

Wattage (W)	2.5
Equivalent watt (W)	20
Product Voltage (V)	12
Control gear required	No
No. Of switching cycles before premature failures	>100000
Transformer required	Yes
Dimmable	No
Inrush Current (A)	8
Inrush Duration (µs)	500
Lamp Energy Label (class)	G
Max. Luminaires per 16A C Breaker	32
Max. Luminaires per 16A B Breaker	20

Lifetime data

Lifespan L70 B50	15000
Average life (Nominal) (h)	15000
Average life (Rated) (h)	15000

Physical data

Nominal Product Length (mm)	38
Nominal Product Diameter (mm)	35
Weight (kg)	0.014

Packaging

Single packaging type	Carton
Product EAN number	5410288292380

RefLED Retro MR11

RefLED Retro MR11 184LM 830 36° SL

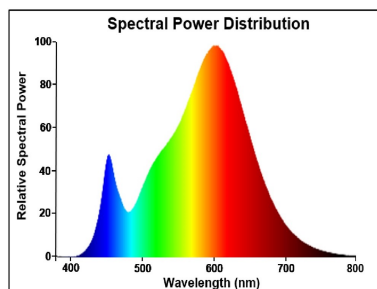
0029238

Packaging single length / height (cm)	5.1
Packaging single width (cm)	4.5
Packaging single depth (cm)	7.6
DUN14 (inner)	25410288292384
Units per inner package	6
Packaging inner length / height (cm)	16.4
Packaging inner width (cm)	10.3
Packaging inner depth (cm)	9.1
DUN14 (outer)	15410288292387
Units per outer package	36
Packaging outer length / height (cm)	33.2
Packaging outer width (cm)	18.7
Packaging outer depth (cm)	20.9

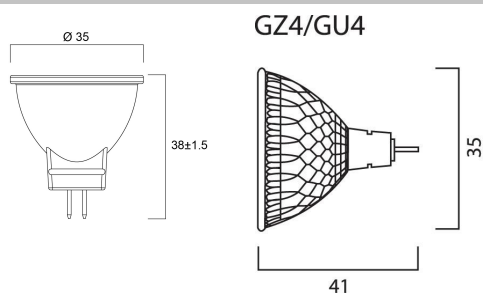
Safety data

Optimal operating condition (°C)	-20-40
Breakage cleaning instructions	Not applicable
Special purpose lamp	No
Dry applications use only	Yes
Suitable for household illumination	Yes
Safety message	Suitable for approved transf./dimmers

PHOTOMETRY



TECHNICAL DRAWINGS



RefLED Retro MR11


RefLED Retro MR11 184LM 830 36° SL

0029238



SYLVANIA

0029238



3
kWh/1000h



2019/2015


RefLED Retro MR11

RefLED Retro MR11 184LM 830 36° SL

0029238



0029238



3
kWh/1000h



2019/2015